

## Nearpod 使用說明

### User's manual for Nearpod

第一步：教師可先於 <https://nearpod.com/> 註冊教師帳戶。

Step 1: Teacher can first register an account for teachers at <https://nearpod.com/>.



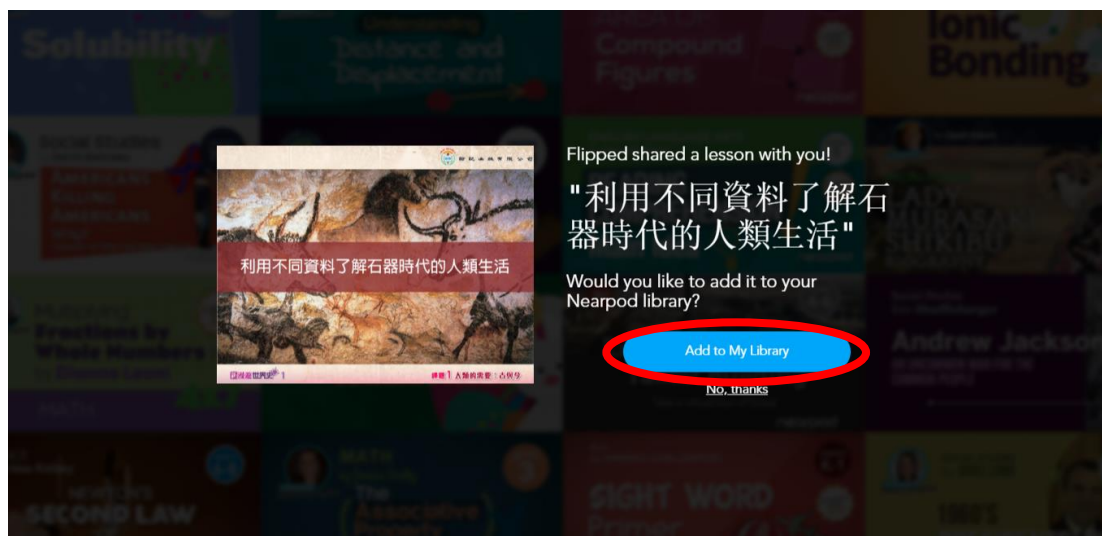
第二步：於「互動課堂活動－Nearpod」頁面選擇所需活動，按連結將課堂導入至教師的Nearpod帳戶。

Step 2: Choose the lesson and click the link on the page 'Interactive Class Activities – Nearpod' to import the lesson to teachers' Nearpod account.

中一級：互動課堂活動－Nearpod			Secondary 1: Interactive Class Activities - Nearpod		
課題	名稱	連結	Topic	Name	Link
課題1	利用不同資料了解石器時代的人類生活	<a href="https://share.nearpod.com/e/59tKkerGu5">https://share.nearpod.com/e/59tKkerGu5</a>	Topic 1	Understanding human life in the Stone Age	<a href="https://share.nearpod.com/e/59tKkerGu5">https://share.nearpod.com/e/59tKkerGu5</a>
課題2	如何利用歷史事件來劃分歐洲歷史時期？	<a href="https://share.nearpod.com/e/1erckhuGu5">https://share.nearpod.com/e/1erckhuGu5</a>	Topic 2	How do we use historical events to divide European history?	<a href="https://share.nearpod.com/e/1erckhuGu5">https://share.nearpod.com/e/1erckhuGu5</a>
課題3	伊斯蘭教的基本教義	<a href="https://share.nearpod.com/e/2uVWwGu5">https://share.nearpod.com/e/2uVWwGu5</a>	Topic 3	Basic doctrines of Islam	<a href="https://share.nearpod.com/e/2uVWwGu5">https://share.nearpod.com/e/2uVWwGu5</a>
課題4	早期香港地區的歷史	<a href="https://share.nearpod.com/e/180t0n8Gu5">https://share.nearpod.com/e/180t0n8Gu5</a>	Topic 4	History of early Hong Kong region	<a href="https://share.nearpod.com/e/180t0n8Gu5">https://share.nearpod.com/e/180t0n8Gu5</a>

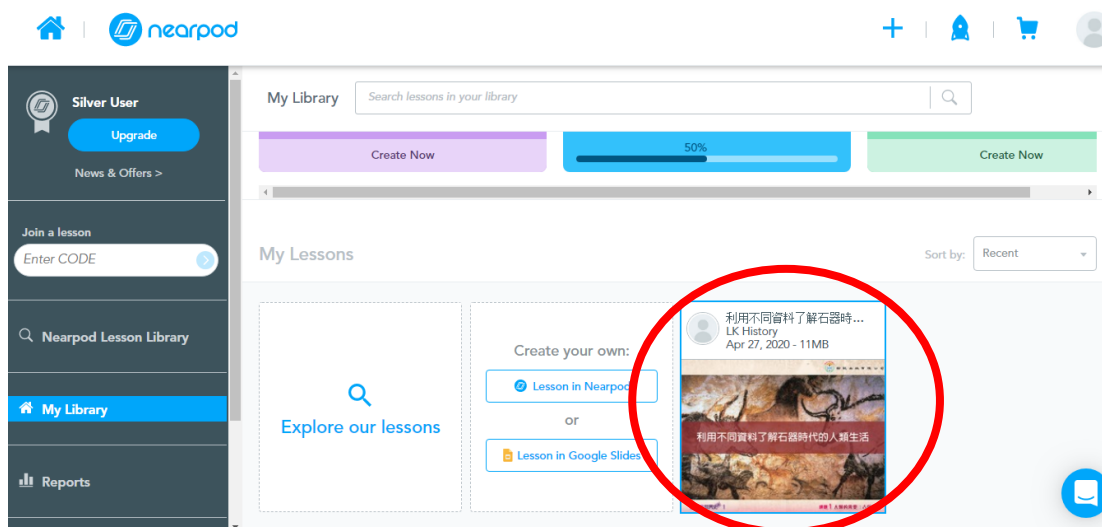
第三步：將所選課堂加入教師資源庫。

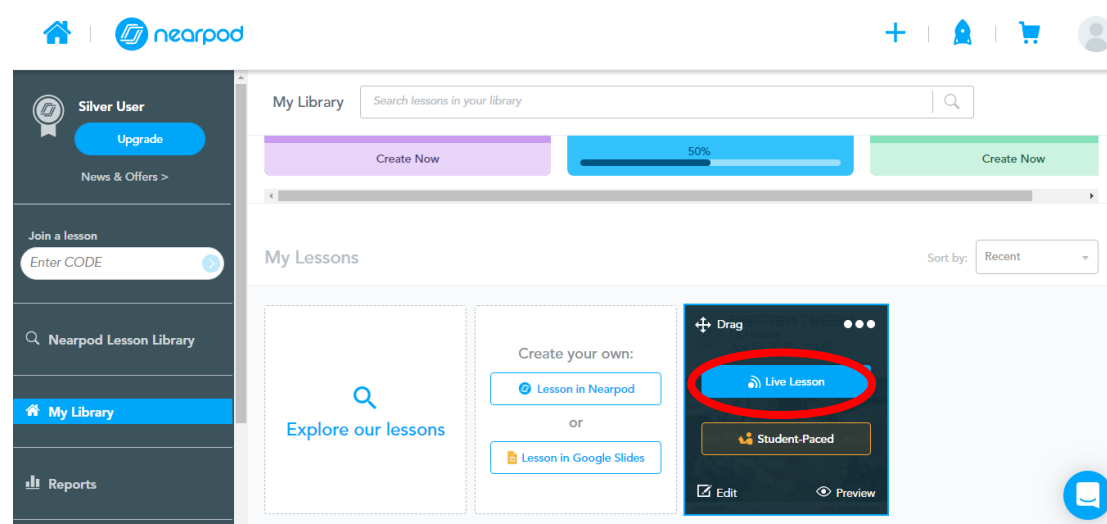
Step 3: Add the selected lesson to teacher's library.



第四步：將滑鼠游標移至已導入的課堂上，選擇「Live Lesson」以開始教學。

Step 4: Move the pointer to the imported lesson and select 'Live Lesson' to start a teaching session.





第五步：課堂的 code 在頁面左上方。

Step 5: The lesson code can be found on the top-left corner.



學生可以用 code 在 <https://nearpod.com/> 加入課堂。

Students can join the lesson by the code at <https://nearpod.com/>.



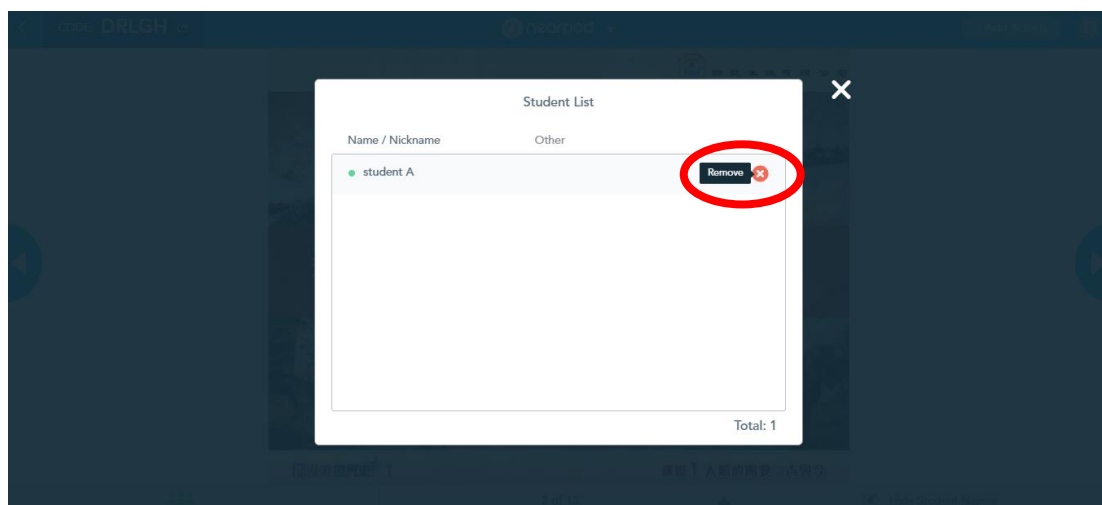
第六步：教師可以隨時查看已加入課堂的學生列表。

Step 6: Teacher can check the list of students at any time.



如有學生使用不恰當的名字，教師可以點擊刪去。

If students use inappropriate names to join the lesson, teacher can remove them.



註：教師亦可在 Nearpod 帳戶首頁進入課堂編輯頁。

Note: Teacher can enter the edit page of a lesson from the home page.

